

Annual Report: Office of Institutional Advancement University of Pittsburgh

Fiscal Year 2013



Campaign Information


Fourth Quarter, Fiscal Year 2013

Campaign Highlights

Fiscal Year 2013

- * Campaign Grand Total: \$2.135 billion
 - With \$134 million in annual campaign commitments raised in FY 2012, we achieved over \$100 million in pledges for tenth consecutive year
- * Annual (FY 2013) Cash Received: \$128 million
 - We exceed our best Cash Received record set in FY 2008 (\$126.8 million)
 - Achieved over \$100 million in cash received for the ninth consecutive year
- * Number of Donors to the Campaign: 189,715
- * Number of Alumni Donors: 90,047
- * Number of Faculty and Staff Donors: 6,617
- * Number of \$1 million (or more) Commitments: 352
- * Overall Cash Received: \$1.641 billion (77%)

Journey to \$2 Billion



July 1997
Private Phase of
Discover a World of
Possibilities
Campaign Begins
(Goal: \$500 million)

October 2000
Public Phase/
Campaign
Announcement
(Commitments
Total: \$356 million)

June 2002
Campaign Goal
Increased to
\$1 billion
(Commitments
Total: \$550 million)

July 2006
Campaign Goal
Increased to
\$2 billion

October 2006
Campaign
Surpasses
\$1 billion
(Commitments
Total: \$1.1 billion)

July 2008
Record Breaking
Fundraising Year
(Commitments
Total: \$1.273 billion)

July 2011
Commitments
Total: \$1.635 billion


September 2011
Dietrich makes
historic \$125 million
gift

December 2011
Goal: \$1.9 billion

June 2012
Goal: \$1.95 billion

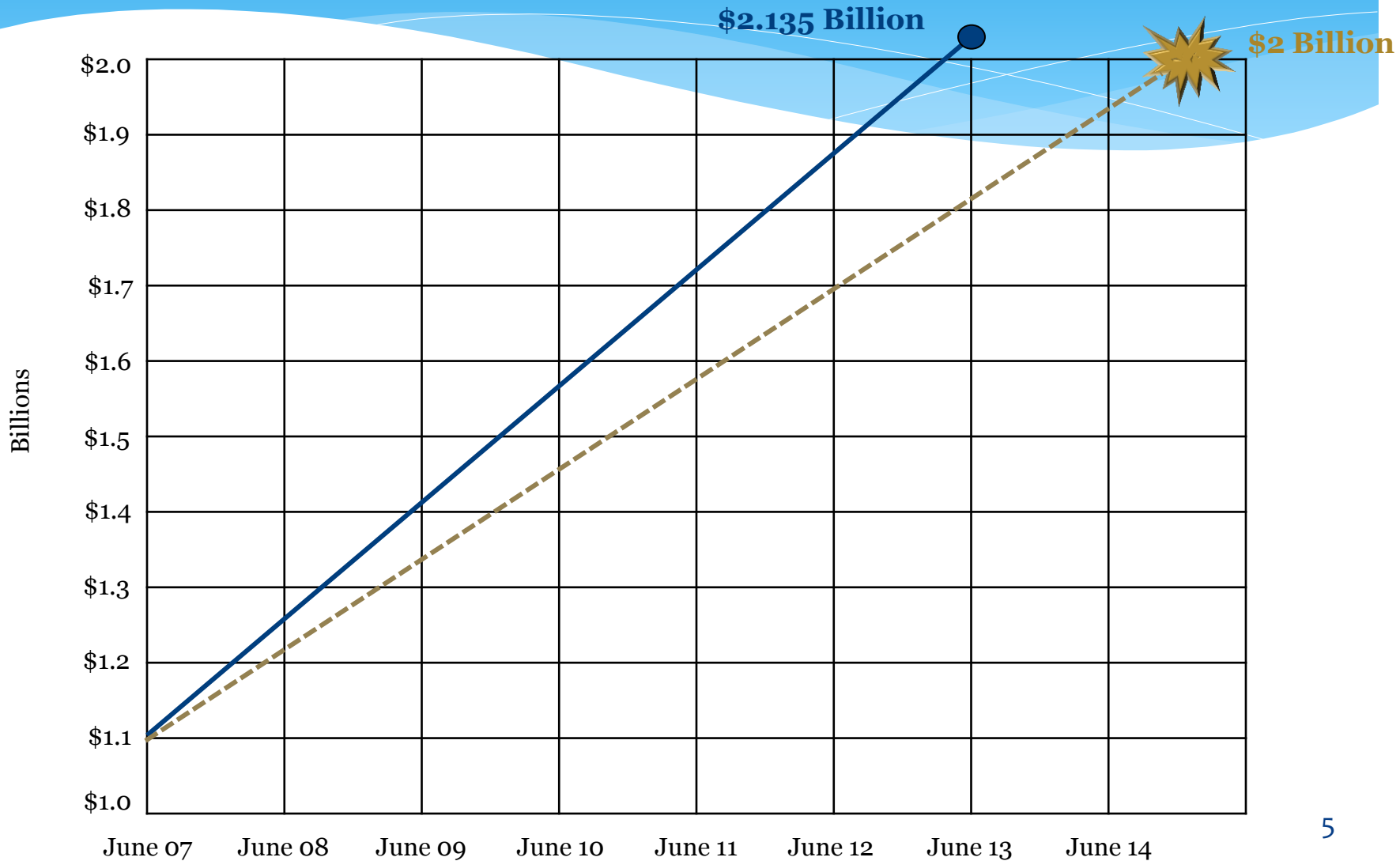
October 2012
Exceed and
celebrate \$2 billion
and 225 anniversary

June 2013
Conclude campaign



Campaign Timeline for \$2 Billion

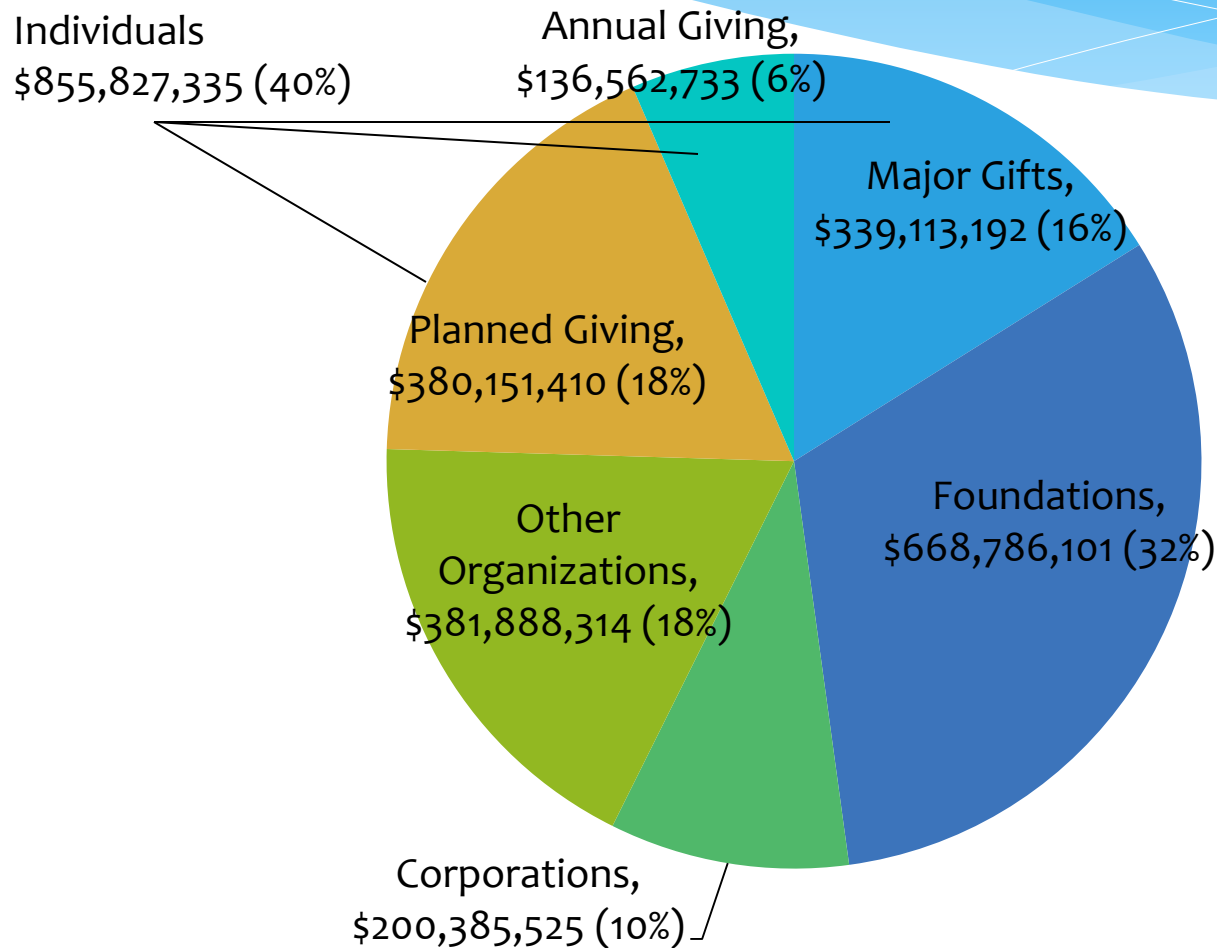
June 30, 2013



Sources of Funds

Campaign Commitments as of June 30, 2013

Grand Total: \$2,135,168,820*



*The chart does not include the Regional Campuses Total of: \$28,281,545

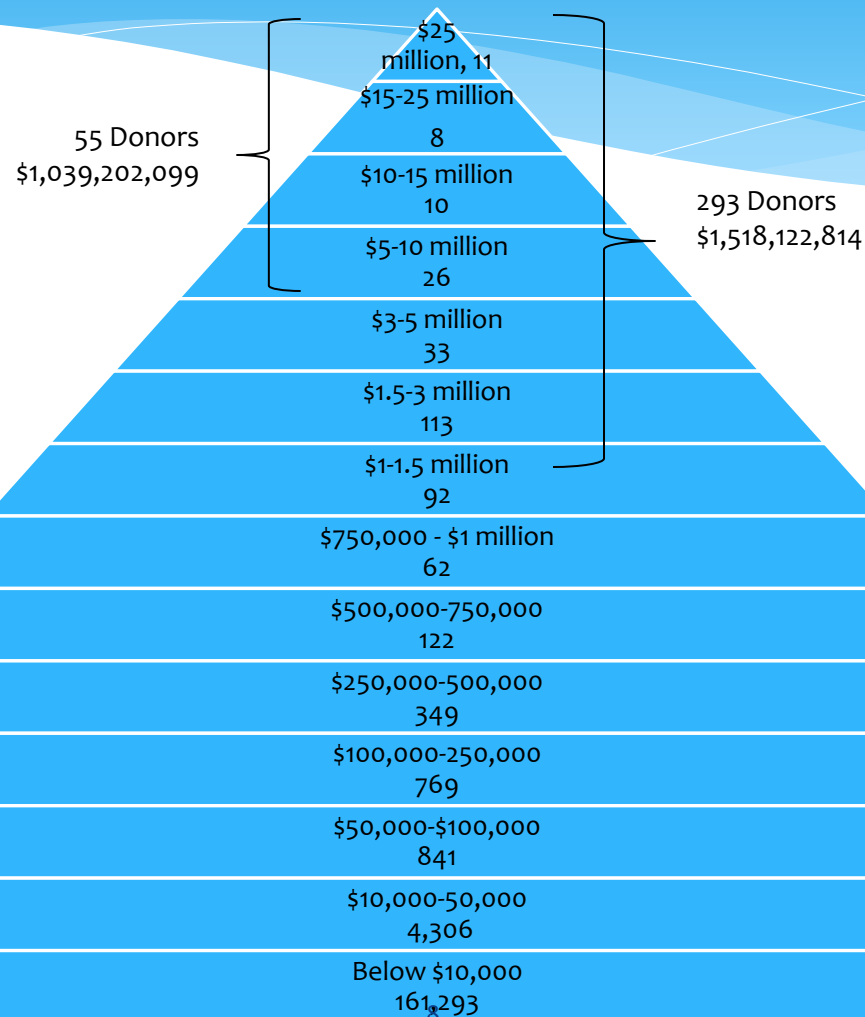
Commitments and Cash Received

June 30, 2013

	Commitments	Cash Received	Percent Cash Received
Foundations	\$668,786,101	\$617,634,963	92%
Corporations	\$200,385,525	\$196,288,723	98%
Other Organizations	\$381,888,314	\$252,273,578	66%
Major Gifts	\$339,113,192	320,217,415	94%
Planned Gifts	\$380,151,410	118,653,192	31%
Annual Gifts	\$136,562,733	136,481,195	100%
Total	\$2,135,168,820	1,641,549,066	77%

Cumulative Commitments by Giving Level

June 30, 2013



Total Number of Donors = 189,715

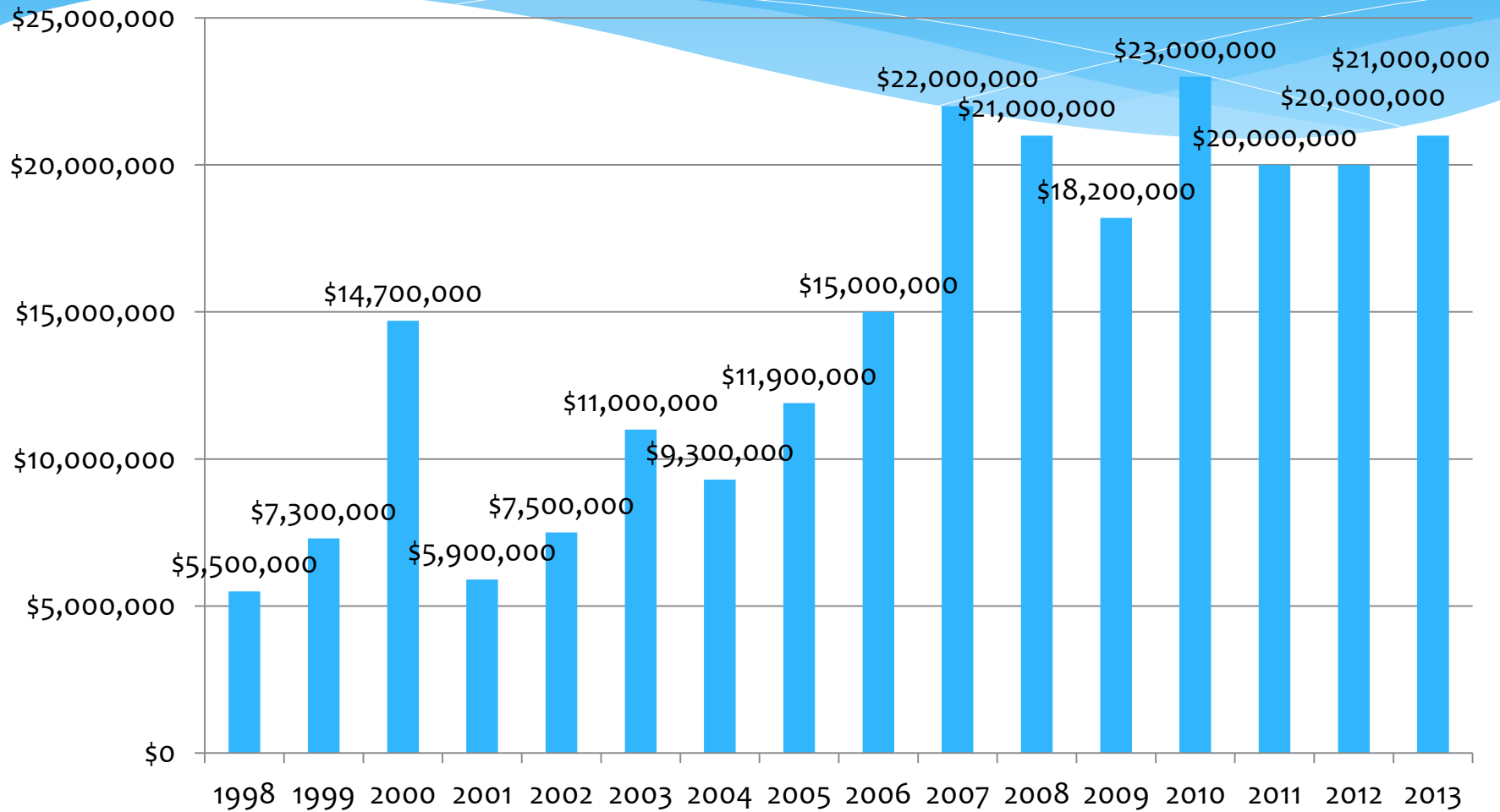
Endowed Fund Growth

June 30, 2013

Type	Before 1997	Overall Campaign	Current Total	Percent Change
Scholarship	417	590	1,007	141%
Fellowship	58	39	97	67%
Professorship	34	20	54	58%
Chair	40	134	174	335%
All Other	340	848	1,188	249%
Total	889	1,631	2,520	183%

Commitments Designated to Scholarships

Fiscal Years 1998-2013



Cash Received

Fiscal Years 1998-2012

